

***Make your summers
more Pleasant...***



Web: www.pleasantdocksystems.com

KEEP IT SIMPLE, BUILD IT RUGGED

INVEST IN MAINE MADE QUALITY

Pleasant Dock Systems are manufactured in Bowdoin, not far from Pleasant Pond!

Our docks are built for the diverse conditions found along the shorelines of Maine's lakes and streams.



DOCKS ON POSTS

(2) 7' Posts, Foot Pads, Post Caps

End to End Connectors

Heavy Duty Extruded Aluminum Frames

Precision Welds Throughout

Stainless Steel Hardware

Removable Maine Cedar Decking

**ThruFlow Decking Available: 4x10s, 4x15s*

Formed 8" Square Foot Pads

Galvanized Steel Schedule 40 Posts



THAT IS HOW WE DO THINGS IN MAINE!



INVEST IN THE LOCAL ECONOMY

We make every effort to purchase all our raw materials from other Maine companies as well.

Our customers directly support local businesses when purchasing a Pleasant Dock System!



FLOATING AND CUSTOM DOCKS

16" Polystyrene Seamless Floats

** Starting at 2400 lbs Capacity*

Quiet Acetal Resin Lined Hinges

Stainless Steel Hardware

Removable Maine Cedar Decking

Heavy Duty Welded Mooring Tie Offs

In House Designers and Fabricators

We work directly with our customers to create most anything they can imagine!




15 Year Warranty!

Each section priced with all parts necessary for hassle free install!

Popular Docks on Posts Configurations

4'x5' Low Profile Ramp
 Starter Kit
 (3) 4'x10' Docks
 Side x Side Connectors
 10' Alum Filler
 (2) Flip Up Cleats
 (2) Torpedo Bumpers
 Ladder




Starter Kit
 4'x10' Dock
 T – Connectors
 Post Set
 8'x10' Dock
 (2) Dockushions
 (2) Flip Up Cleats
 (2) Vertical Bumpers




Starter Kit
 4'x15' Dock
 4' Axle Kit
 L-Connectors
 6'x10' Dock
 Post Set (1/2)
 (2) Flip Up Cleats

DESIGN YOUR OWN SYSTEM




Popular Floating Dock Configurations


Starter Kit
4'x10' Dock on Posts
4' Axle Kit
4'x10' Semi Float
8'x12' Float
(2) PWC Bumpers



8'x10' Float
Ladder



Starter Hinge
(off existing platform)
4'x15' Semi Float
10'x12' Float
(2) Flip Up Cleats
(2) Dockusions



DESIGN CONSIDERATIONS

Measure water depths at 10', 20' and 30' from your shoreline.

Consider floating docks when depths exceed 6'-7'

How do you plan to use your dock?

For docking your boat/ kayaks?

For swimming and/or entertaining?

How much room do you have to store your docks in the winter?

How long is your watercraft?

Will your boat be tied along your dock or by mooring?

Who will be helping you install your dock each year?

Floating docks are easier to install but can be heavier.

How will you be anchoring your dock to shore?

Ask about starter kits and other options.

What do you need for accessories?

OVER 10 YEARS OF DOCK EXPERIENCE, LET US HELP YOU!

ACCESSORIES TO CONSIDER:

Roll In Wheel Kits

Cleats

Ladders

Bumpers

Kayak Racks

Railings

Stairs

Benches



Customers are encouraged to check with all local ordinances before purchasing